



Way of Life!

VITARA





TIME TO PLAY

Projects, milestones, targets – adult life is full of responsibilities. But beyond meetings and schedules a deeper force lies within all of us: the inner child, ready to come out and play! Tickle it every day – with on- and off-road performance, exciting design and cutting-edge technologies. Discover the Suzuki Vitara.





PERFORMANCE ON EVERY TERRAIN

A companion up for all endeavours: Befriend a multi-purpose performer embracing the most challenging surfaces and weather conditions. Powered by torqueful and efficient BOOSTERJET engines. Equipped with a unique ALLGRIP 4-wheel drive system. Fuelled by the authentic Suzuki SUV-genes: effortless joy behind the wheel enhanced by maximum grip at all times.





HIGHLY EFFICIENT POWERTRAIN



New 1.0 BOOSTERJET engine 1

The 1.0 BOOSTERJET direct-injection turbo engine creates torque on par with those of a naturally aspirated 1.8-litre engine from only one litre of displacement, while delivering excellent fuel economy. Its direct-injection system contributes to both low fuel consumption and the lowering of temperatures within the engine's cylinders. Furthermore, the turbocharger, which forces compressed air into the cylinders, produces high engine torque even from the low-revolution range, making it suitable for a wide spectrum of driving environments, from urban and sporty driving to off-road driving.

New 1.4 BOOSTERJET engine 2

The new, more compact 1.4 BOOSTERJET direct-injection turbo engine enhances the torqueful driving of the Vitara. The intercooled turbocharger forces pressurised air into the cylinders and enables the engine to maximise torque in the low engine rev range, even at 2500rpm. Moreover, the wastegate valve controls turbo boost pressure by opening or closing the gate, dramatically quickening response and lowering fuel consumption. The direct-injection system further enhances fuel efficiency by optimizing control of the amount, timing and pressure of injected fuel in direct fuel injection. In addition, a short port intake manifold and exhaust manifold integrated with cylinder head allow for a light, compact engine design and faster acceleration.

5-speed manual transmission (For 1.0 BOOSTERJET engine) 3

The gear ratio settings are designed for both fuel economy and driving performance. Furthermore, various innovations have been incorporated to optimise the shift and create a smooth feel. Increased rigidity of the transmission case suppresses noise and vibration.

6-speed manual transmission (For 1.4 BOOSTERJET engine) 4


The optimised gear ratios boost fuel economy and dynamic performance, whilst a counterweight has been introduced to create a better shift feel. In addition, the increased rigidity of the transmission case suppresses noise and vibration.

6-speed automatic transmission (For 1.0 and 1.4 BOOSTERJET engine) 5

With enlarged gear ratio widths for all gears, the 6-speed automatic transmission offers excellent acceleration, even from standing starts, and enhances fuel economy in high-speed cruising. An integrated cooler heightens automatic transmission fluid cooling performance, further contributing to enhanced fuel efficiency.

Paddle shift (For 6-speed automatic transmission) 6

Gear changes can be made quickly and easily using the paddle shifts installed behind the steering wheel, making driving enjoyable and sporty like with a manual transmission.



ALLGRIP 4-WHEEL DRIVE




ALLGRIP SELECT

ALLGRIP system

"A vehicle that can take on rough roads and go places that cars couldn't go in the past." With this philosophy, our first four-wheel drive model was developed in 1970. This was the start of ALLGRIP, Suzuki's renowned four-wheel drive technology. Our 4WD technology has been refined to provide drivers with even more excitement, pleasure and reassurance. With ALLGRIP in your Vitara, you can expand your range of activities and enhance your diverse lifestyles.

Four driver-selectable modes

Choose your driving mode from the 4WD driving modes (auto, sport, snow and lock), using a simple push-and-turn dial on the centre console. The multi-information colour display in the centre of the meter cluster informs you about the current ALLGRIP drive mode in operation.



Auto Mode

Prioritises fuel economy in typical driving conditions and switches to 4WD when detecting slippage.

Sport Mode

Improves cornering performance by allocating more torque to the rear wheels. For a better engine response, it optimises the accelerator/torque characteristics.

Snow mode

Optimal for snowy, unpaved and other slippery surfaces as it enhances traction during acceleration and promotes stability.

Lock Mode

For extricating the vehicle from snow, mud, or sand, the system apportions more torque to the rear wheels. The ESP®* and other control technologies are optimised to get the car free. Lock mode automatically switches to Snow mode at speeds over 60 km/h.

*ESP® is a registered trademark of Daimler AG.

10:00 23°C

Hill Descent Control



190.9 km
1920 km

Hill descent control

When the vehicle is travelling down a steep downward slope and engine braking is not sufficient to slow the vehicle, hill descent control applies the brakes and keeps the vehicle at certain low speeds. This allows the driver to concentrate on steering.




STRONGER. BOLDER. STYLED FOR ALL ADVENTURES

Get ready for an appearance beaming with strength and energy. Characterised by the Vitara's bold styling, stealing the spotlight wherever you go. Defined by the Vitara's authentic design always on the lookout for on- and off-road discoveries. Charge your drive with a vigorous outer impression – and elevate your senses with the inner refinement of a full-grown SUV.



EXPRESSIVE EXTERIOR



LED headlamps **1**

Bright LED headlamps are used to conserve energy on low-beam. The blue-coloured projector creates a cool impression.

LED daytime running lamps and fog lamps **2**

The uniquely designed DRL's (Daytime Running Lamps) feature vertically placed LED's. Fog lamps that are essential for good road visibility in poor weather conditions are also provided.

Suzuki's traditional SUV motifs **3**

The essence of Suzuki's design, such as the bold 5-element grille, strong front bumper finished off with stylish chrome accents bring a sleek, modern look to the Vitara.

New wheel design

17-inch polished alloy wheels **4**

17-inch painted alloy wheels **5**

16-inch painted alloy wheels **6**

16-inch steel wheels with full wheel caps **7**



SUPERIOR INTERIOR



Premium feel cabin space **1**

Getting into the Vitarra is like entering a refined world full of high-quality materials. Offering a space where you find every button, switch and dial in its natural place. Enjoy an interior that you are never quite ready to leave.

New soft pad instrument panel **2**

Internal soft pad on the upper instrument panel ensures a premium feel to the cabin space.

7" touchscreen display **3**

The audio incorporates a touch-panel display that is as intuitive as a smartphone. Connect your smartphone via Bluetooth® or USB cable to use smartphone applications through the display, which is also equipped with radio, rear-view camera, and navigation function.

New 4.2" multi-information colour LCD display **4**

An advanced multi-information 4.2-inch colour LCD display occupies the centre of the meter cluster to inform the driver with accurate and reliable data on vehicle behaviour and operation. The dynamic display visually illustrates a wide range of features such as ALLGRIP drive modes, G-force, engine output and torque, and accelerator and brake use, among others. With a wide variety of options to choose from, your ride is never going to be short of fun again.

New geometric pattern seats **5**

Stylish suede designed front and rear seats ensure maximum support and comfort for both driver and passengers.

New clock design **6**

Embedded into the dashboard, the clock adds a modern and sophisticated touch to the driver's space.



COLOURS

DUALTONE



Ice Grayish Blue Metallic / Cosmic Black Pearl Metallic (DBF)



Savanna Ivory Metallic / Cosmic Black Pearl Metallic (A9N)



Solar Yellow Pearl Metallic / Cosmic Black Pearl Metallic (DBH)



Solar Yellow Pearl Metallic / Superior White (DBG)



Galactic Gray Metallic / Cosmic Black Pearl Metallic (A9G)



Atlantis Turquoise Pearl Metallic / Cosmic Black Pearl Metallic (A9L)



Atlantis Turquoise Pearl Metallic / Superior White (A6H)



Bright Red 5 / Cosmic Black Pearl Metallic (A9H)

METALLIC



Cool White Pearl (ZNL)



Silky Silver Metallic 2 (ZCC)



Galactic Gray Metallic (ZCD)



Cosmic Black Pearl Metallic (ZCE)



Atlantis Turquoise Pearl Metallic (ZQN)

SOLID



Superior White (26U)



Bright Red 5 (ZCF)

EXTERIOR PACKAGES



RUGGED PACKAGE

- 1 Front Grille Fins
- 2 Front Grille Upper Accent Line
- 3 Front Bumper Accent Line
- 4 DRL Accent Line
- 5 Side Fender Garnish
- 6 17" Misti Black
- 7 Center Cap
- 8 Side Body Moulding
- 9 Front Skid Plate
- 10 Rear Skid Plate



URBAN PACKAGE

- 1 Front Grille Fins
- 2 Front Grille Upper Accent Line
- 3 Front Bumper Accent Line
- 4 DRL Accent Line
- 5 Side Fender Garnish
- 6 Door Mirror Cover L+R
- 7 17" Misti Polished
- 8 Center Cap
- 9 Rear Bumper Accent Line



ACCESSORY CLOCKS



Tough



Kanji



MORE FEATURES. MORE SAFETY. MORE ... WOW!

The Vitara is about more than just great looks. It's got plenty of brains, too. Packed with state-of-the-art technologies, driver and passengers can be sure to be assisted, protected and entertained at all times.



ENHANCED ASSISTANCE



Suzuki Safety Support*

The Vitara features Suzuki's advanced forward detection system which uses the combination of a monocular camera and a laser attached to the windscreen. Combining a monocular camera, which excels at mid-to-long distance detection and recognition of such traffic elements as pedestrians and lane markers, and a laser sensor, which excels at short-distance and night-time detection, can achieve superb safety.

Dual sensor brake support*

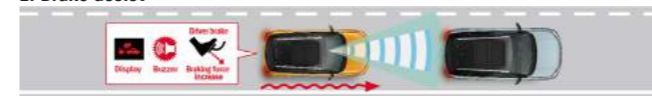
When moving, the Vitara uses two sensors – a monocular camera and a laser sensor to determine if there is a risk of collision with a forward vehicle or pedestrian. Upon detecting a potential collision, the vehicle acts in one of the following three ways, depending on the situation.

1. Warning



Alerts the driver with an audio warning and visual warning

2. Brake assist



Deploys brake assist to increase braking force if the risk of collision is high and the driver panic brakes

3. Automatic brake



Applies strong automatic braking if the risk of collision increases even more

* There is a limit to the ability of a monocular camera and laser sensor to detect obstacles, lanes and traffic signs. Please do not rely on this system alone to ensure safety. Always drive safely.

** Blind spot monitor available in GL+ with ALLGRIP and GLX models.

Lane departure warning

At 60 km/h or faster, the lane departure warning function is designed to predict the path of the vehicle and issue visual (display and indicator) and tactile (vibrating steering wheel) warnings to the driver.

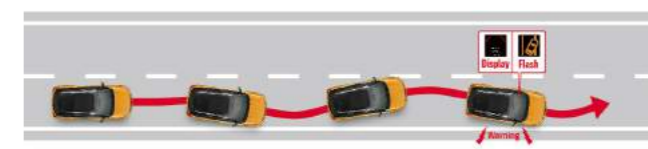
Lane departure prevention

At speeds between 60 and 160 km/h, the lane is recognised via a monocular camera incorporated into the windshield design. When interpreting that lane departure is likely to occur, the car automatically assists the driver in returning the vehicle back into its lane by controlling the steering via the electric power steering system.



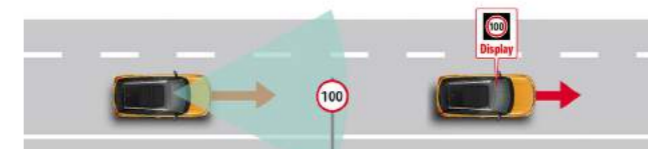
Weaving alert

At 60 km/h or faster, the weaving alert is designed to calculate the driving pattern and issue audio and visual warnings if the vehicle is "straying" due to driver drowsiness, etc.



Traffic sign recognition

This system uses the monocular camera to monitor the road for traffic signs. When it detects road signs such as speed limits or no passing zones, it displays the sign on the meter display to help remind the driver which road signs the car has passed. When multiple signs are detected, a maximum of three signs can be displayed at once

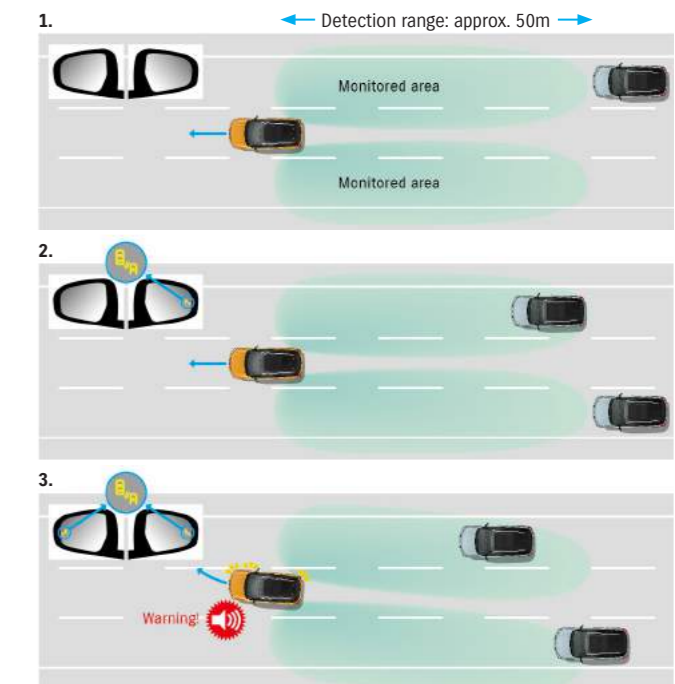


Detect before passing traffic signs

Display after passing traffic signs

Blind spot monitor**

Lane changing at speeds above 15 km/h is made safer by two rear mounted side radar sensors capable of detecting vehicles located in or approaching the rear blind spots on either side of the vehicle. When a vehicle is approaching or detected in a rear blind spot, a warning LED icon is illuminated in the relevant exterior mirror. If the driver indicates to change lanes, a flashing LED icon is accompanied by a warning sound alert.



PERFECT COMFORT



Adaptive Cruise Control (ACC)*

When there is a vehicle in front, the Adaptive Cruise Control system uses millimetre-wave radar technology designed to automatically maintain vehicle-to-vehicle distance in line with the setting selected out of three possible settings.** When there is no vehicle in front, the system maintains the speed (from 40 km/h) set by the driver.

Adaptive Cruise Control with Stop & Go*

(For 6 gear automatic transmission only)
On top of the Adaptive Cruise Control, the Stop & Go function assists in accelerating and braking for the driver whilst maintaining a safe distance from the vehicle in front. The Adaptive Cruise Control with Stop & Go can even brake the car to a full stop behind a preceding vehicle and provide the driver with additional support, for example in traffic jams.***

1. Constant speed control

If there is a sufficient distance from the vehicle ahead, the Vitara travels at the constant set speed.



2. Vehicle follow control

If a slower vehicle is detected ahead, the Vitara automatically adjusts its speed to maintain a sufficient distance from the vehicle while following it.

(Only for ACC with Stop & Go)

If the vehicle ahead slows down to a stop, the Vitara automatically decelerates to a stop while maintaining a sufficient distance from the vehicle. If the vehicle ahead starts moving again within 2 seconds of fully stopping, the Vitara starts moving and following. Otherwise, ACC deactivates and the driver must apply the brakes to keep the Vitara stationary.




3. Acceleration control

If the vehicle in front departs from the lane and there is a sufficient distance from the next vehicle ahead, the Vitara automatically reaccelerates and keeps the set speed.



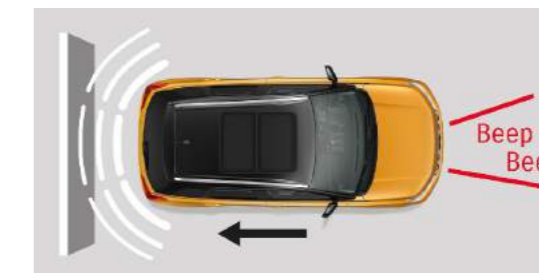
Rear-view camera

The display can show the view captured by the rear-view camera, helping to enhance rear-view visibility when moving the vehicle in reverse.



Front and rear parking sensors

Ultrasonic sensors in the bumpers detect obstacles and issue audio-visual warnings that the driver can see on the multi-information display and hear as a warning sound alert.



Rear cross traffic alert*

At speeds of up to 8 km/h whilst in reverse, the vehicle uses two rear mounted side radar sensors to assist the driver by alerting them of approaching vehicles on either side of the vehicle when reversing out of car parking spaces. If a vehicle is detected, the driver is given both a visual alert on the multi information display and a warning sound alert. This assists the driver to manoeuvre more safely out of parking spaces where vision is obscured on either or both sides of the vehicle.

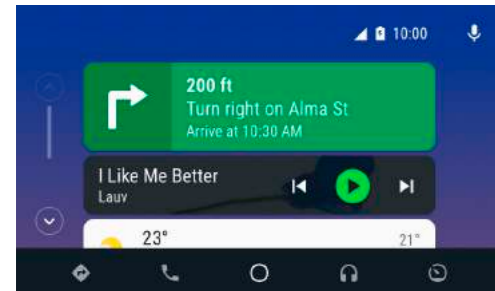


* There is a limit to the ability of a monocular camera and laser sensor to detect obstacles, lanes and traffic signs. Please do not rely on this system alone to ensure safety. Always drive safely.
** Vehicle-to-vehicle distance varies depending on vehicle speed.
*** Adaptive Cruise Control with Stop & Go will be cancelled and brake will be released after 2 seconds from full stop.

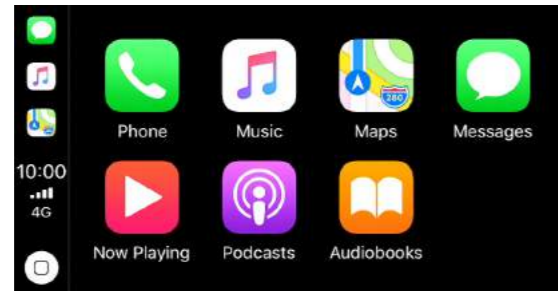


STATE-OF-THE-ART CONNECTIVITY

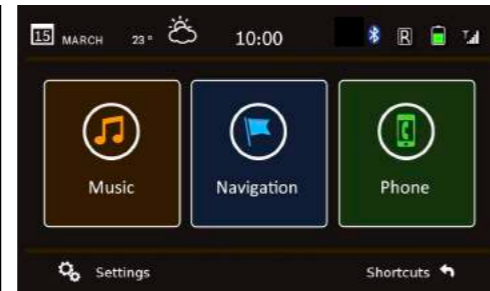
Google Maps operated with Android Auto.



Android Auto



Apple CarPlay



MirrorLink




Multifunctional steering wheel

The user-friendly multifunctional steering wheel gives the driver full control. Within easy reach, radio and Bluetooth® connectivity for smartphone can be controlled. The drive support function for adaptive cruise control is also integrated to ensure maximum comfort and security.



PLENTY OF SAFETY



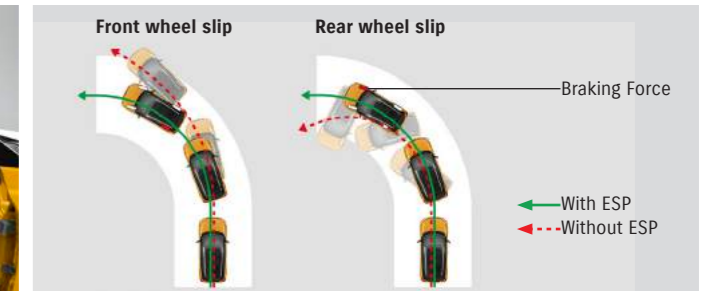
Rigid TECT body frame

The Vitara's body design centres on Suzuki's TECT concept, resulting in a structure that efficiently absorbs and disperses the energy in the event of a collision.



7 Airbags

Driving performance is complemented by protective safety features, including standard SRS airbags for the driver and front passenger, front SRS side air bags that reduce impact to the chest in side collisions, SRS curtain airbags that reduce impact to the head, and SRS Knee airbags for the driver that reduce impact to the lower legs.



ESP®

Should the wheels lose traction, the Electronic Stability Programme ESP® automatically adjusts the engine and brakes to help keep the driver in control.

*Apple CarPlay is available in the countries listed at the following link: <http://www.apple.com/ios/feature-availability/#applecarplay-applecarplay> *For more details including iPhone models compatible with Apple CarPlay, see: <http://www.apple.com/ios/carplay/> *Apple, Apple CarPlay and iPhone are trademarks of Apple Inc., registered in the U.S. and other countries. *Android Auto is available in the countries listed at the following link: <https://www.android.com/auto/#hit-the-road> *Requires the Android Auto app on Google Play and an Android compatible smartphone running Android™ 5.0 Lollipop or higher: <https://support.google.com/androidauto/#6140477> *Android and Android Auto are trademarks of Google LLC. *MirrorLink™ is compatible with the smartphones listed at the following link: <https://cert.mirrorlink.com/ProductListing/> *MirrorLink™ is a registered trademark of the Car Connectivity Consortium LLC.

*ESP® is a registered trademark of Daimler AG.

EVERYDAY FUNCTIONALITY



Generous luggage space 1
With its wide boot opening, low loading height and impressive loadspace of 710 litres when both rear passenger seats are folded,* the Vitara makes sure that it is easy to get everything in that you need.

Automatic air conditioning 2
Easily adjustable settings ensure that you can always get the interior temperature right.

Panoramic sunroof 3
An easy-to-use, fully retractable sunroof to bring in light and fresh air from the outside.

Front centre armrest 4
The front centre armrest can be slid into the optimal position and also incorporates a console box for storage.

*Measurement method of the German Association of the Automotive Industry.



Suzuki's "Way of Life!" is the heart of our brand - every Suzuki vehicle, motorcycle and outboard motor is built to create excitement so customers can enjoy everyday life.



Standard and optional equipment available may vary for individual markets. Please enquire at your dealers, as specifications and illustrations may refer to models not available in your region. SUZUKI MOTOR CORPORATION reserves the right to change, without notice, prices, colours, materials, equipment, specifications and models, and also to discontinue models.

All photographs in this brochure were taken with relevant permission. Images of the vehicles without number plates on public roads are composite photos.

SUZUKI MOTOR CORPORATION
300 Takatsuka-cho, Minami-ku, Hamamatsu-shi, Shizuoka 432-8611 JAPAN
www.globalsuzuki.com

Vitara BROCHURE (E)
99999-B1V02-801